

Scaled data based on original data using
LM-79-08 Approved Method: Electrical and Photometric Measurements of Solid-
State Lighting Products

Test Report Prepared for
Cooper Lighting Solutions
(formerly Eaton)

Brand: STREETWORKS

Report Number: P300633

Luminaire Tested: **GAA-AF-06-LED-U-AFL-HSS**

Issue Date: 3/3/2020

Test Information

Test Method: LM-79-08
Report Number: P300633
TEST IS SCALED FROM IESNA LM-79-08 TEST DATA (P24297)
Test Lab: INNOVATION CENTER P2
Issue Date: 3/3/2020
Manufacturer: COOPER LIGHTING SOLUTIONS (FORMERLY EATON)
Product Line: STREETWORKS
Catalog Number: GAA-AF-06-LED-U-AFL-HSS
Description: GALLEONNAIRE AREA AND ROADWAY LUMINAIRE
(6) 70 CRI, 4000K CCT 1050mA LIGHTSQUARE WITH 16 LEDS EACH AND Automotive
Frontline WITH HOUSESIDE SHIELD OPTICS
Light Source: -
Ballast/Driver: -

Summary

Lumens per Lamp: N/A
Luminaire Lumens: 26476.6 lumens
Efficiency: N/A
Efficacy: 79.5 lumens/watt
Luminous Opening: Rectangular (W 1.5' x L: 1' x H: 0')
IES Classification: Type II - Short - Full Cutoff
BUG Rating: B2 - U0 - G2

Input Watts (W): 333
Input Voltage (V): NR
Input Current (Ain): NR
Voltage Rise (V): NR
Power Factor: NR
Total Harmonic Distortion (THDi): NR
Frequency (hertz): 60
Stabilization Time: NR
Operation Time: NR
Ambient Temperature (°C): NR
Test Distance: 28.75 FT

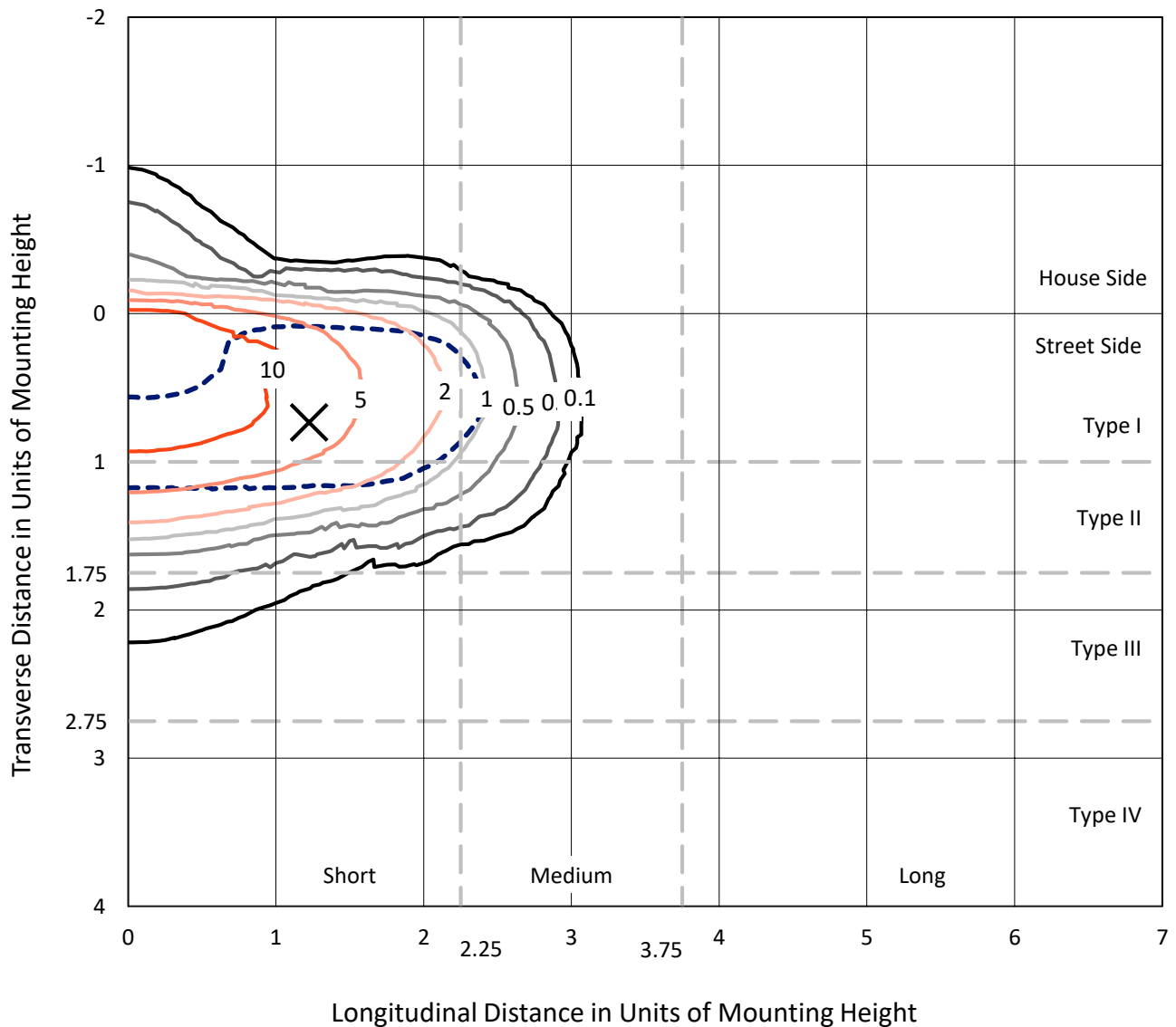


REPORT NUMBER: P300633

CATALOG NUMBER: GAA-AF-06-LED-U-AFL-HSS

Iso-Footcandle Lines of Horizontal Illumination

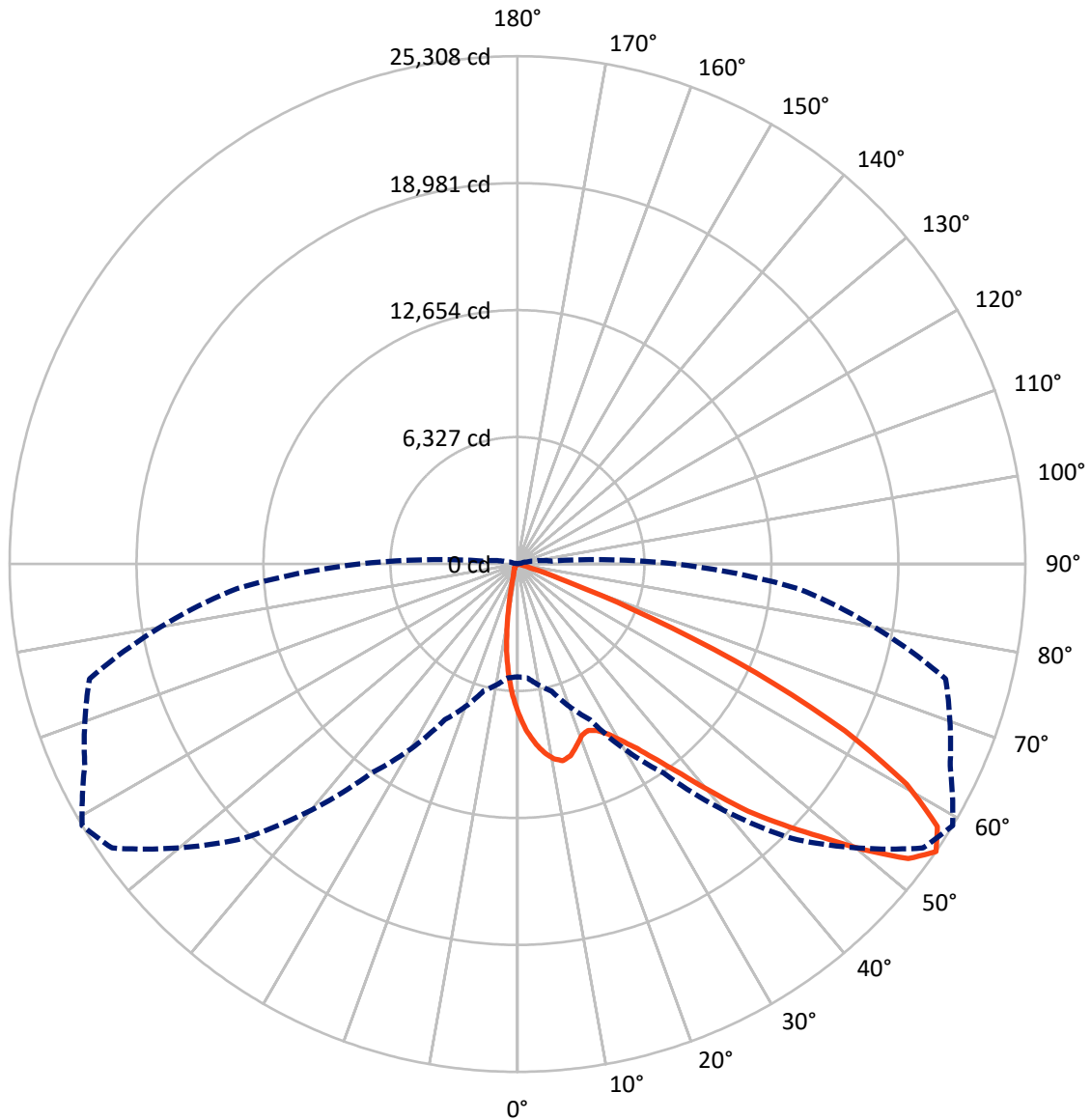
✕ Max cd
 - - - 1/2 Max cd



Based on 25 foot mounting height. Maximum calculated value = 14.8 fc
 Type II - Short - Full Cutoff

REPORT NUMBER: P300633
CATALOG NUMBER: GAA-AF-06-LED-U-AFL-HSS

Luminous Intensity Polar Plot



— Vertical Plane Through 59-Deg Lateral - - - Horizontal Cone Through 55-Deg Vertical

REPORT NUMBER: P300633

CATALOG NUMBER: GAA-AF-06-LED-U-AFL-HSS

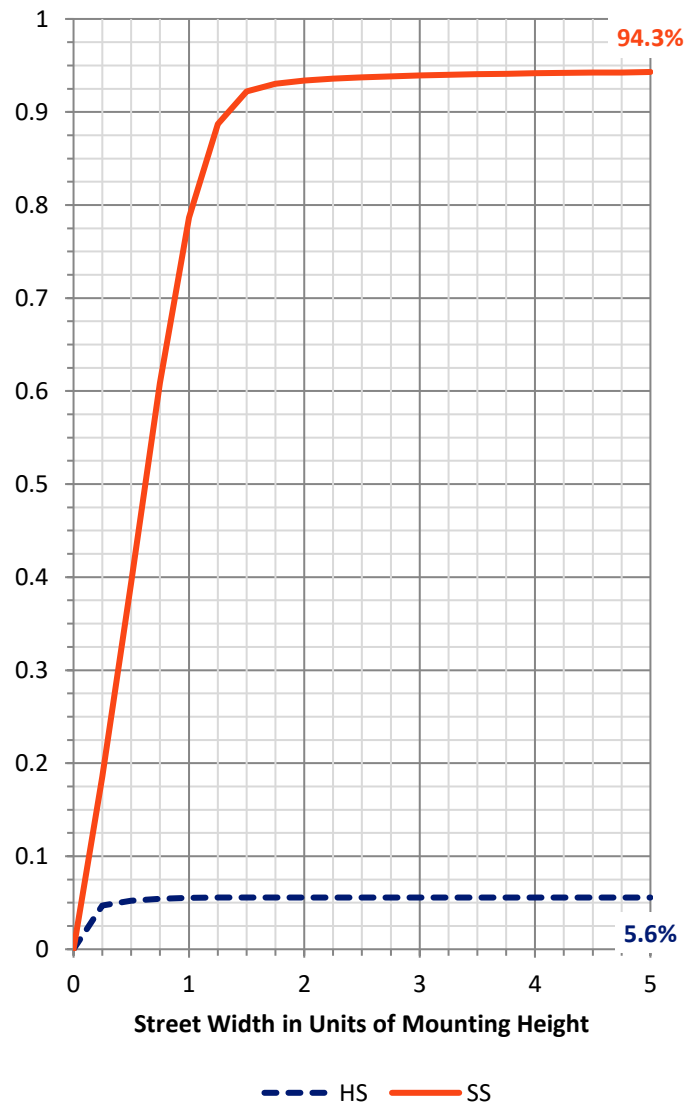
FLUX DISTRIBUTION:

		Downward	Upward	Total
House Side	Lumens	1478.9	0.0	1478.9
	% Fixture	5.6	0.0	5.6
Street Side	Lumens	24997.8	0.0	24997.8
	% Fixture	94.4	0.0	94.4
Total	Lumens	26476.6	0.0	26476.6
	% Fixture	100.0	0.0	100.0

ZONAL LUMENS:

Zone	Lumens	% Fixture
0°-10°	624.3	2.4
10°-20°	1494.7	5.6
20°-30°	2543.4	9.6
30°-40°	4374.1	16.5
40°-50°	6753.1	25.5
50°-60°	6789.0	25.6
60°-70°	3481.4	13.1
70°-80°	377.3	1.4
80°-90°	39.4	0.1
90°-100°	0.0	0.0
100°-110°	0.0	0.0
110°-120°	0.0	0.0
120°-130°	0.0	0.0
130°-140°	0.0	0.0
140°-150°	0.0	0.0
150°-160°	0.0	0.0
160°-170°	0.0	0.0
170°-180°	0.0	0.0
0°-90°	26476.6	100.0
0°-180°	26476.6	100.0

Coefficient of Utilization



REPORT NUMBER: P300633

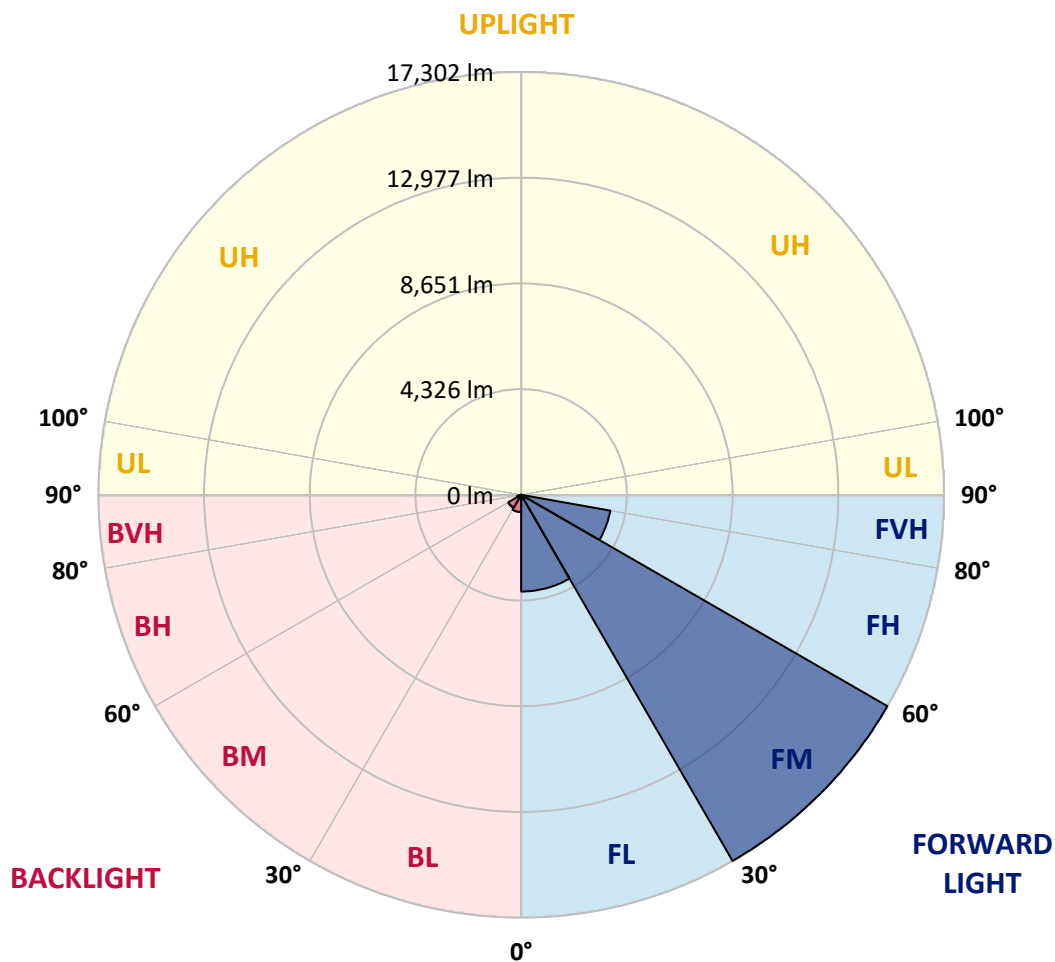
CATALOG NUMBER: GAA-AF-06-LED-U-AFL-HSS

LUMINAIRE CLASSIFICATION SYSTEM LUMEN TABLE AND BUG RATING:

Zone		Lumens	% Fixture	Zone Rating/Lumen Limit		
				B	U	G
FL	(0°-30°)	3956.5	14.9			
FM	(30°-60°)	17302.4	65.3			
FH	(60°-80°)	3700.3	14.0			G2/5000
FVH	(80°-90°)	38.6	0.1			G1/100
BL	(0°-30°)	705.9	2.7	B2/1000		
BM	(30°-60°)	613.7	2.3	B1/1000		
BH	(60°-80°)	158.4	0.6	B1/500		G1/500
BVH	(80°-90°)	0.8	0.0			G0/10
UL	(90°-100°)	0.0	0.0		U0/0	
UH	(100°-180°)	0.0	0.0		U0/0	

BUG Rating: B2-U0-G2

Type II Short





REPORT NUMBER: P300633

CATALOG NUMBER: GAA-AF-06-LED-U-AFL-HSS

CANDELA DISTRIBUTION (FULL):

	0°	5°	15°	25°	35°	45°	55°	59°	65°	75°	85°
0°	7453.1	7453.1	7453.1	7453.1	7453.1	7453.1	7453.1	7453.1	7453.1	7453.1	7453.1
2.5°	8818.7	8725.0	8696.8	8678.1	8592.1	8484.3	8337.5	8268.7	8128.1	7901.5	7623.4
5°	9626.5	9609.3	9546.8	9512.4	9420.3	9267.1	9032.8	8920.3	8696.8	8315.6	7817.1
7.5°	9273.4	9381.2	9467.1	9610.9	9792.1	9785.9	9589.0	9471.8	9221.8	8718.7	8032.8
10°	7909.3	7996.8	8137.5	8464.0	9129.6	9717.1	9948.4	9864.0	9664.0	9089.0	8240.6
12.5°	7642.1	7632.8	7657.8	7753.1	8101.5	8939.0	9887.4	10057.8	10017.1	9428.1	8437.5
15°	7784.3	7773.4	7770.3	7803.1	7887.5	8240.6	9429.6	9918.7	10232.8	9742.1	8604.6
17.5°	8182.8	8135.9	8110.9	8084.3	8059.3	8146.8	8879.6	9529.6	10265.6	10017.1	8743.7
20°	8865.6	8787.5	8695.3	8545.3	8404.6	8360.9	8648.4	9129.6	10148.4	10226.5	8834.3
22.5°	9723.4	9623.4	9464.0	9190.6	8904.6	8739.0	8762.5	9003.1	9973.4	10454.6	8876.5
25°	10687.4	10559.3	10346.8	9967.1	9546.8	9253.1	9100.0	9184.3	9893.7	10721.8	8925.0
27.5°	11720.2	11578.1	11299.9	10782.8	10306.2	9909.3	9596.8	9585.9	10029.6	11071.8	9003.1
30°	12743.7	12721.8	12359.3	11812.4	11181.2	10698.4	10248.4	10190.6	10409.3	11556.2	9157.8
32.5°	14109.3	13945.2	13501.5	12939.0	12210.9	11631.2	11098.4	10964.0	10992.1	12120.2	9396.8
35°	15831.2	15651.5	15026.5	14249.9	13435.9	12751.5	12162.4	11979.6	11910.9	13043.7	9799.9
37.5°	16943.7	16940.5	16548.3	15757.7	14884.3	14129.6	13489.0	13274.9	13135.9	14159.3	10424.9
40°	16973.3	17046.8	17098.3	17090.5	16468.7	15773.4	15204.6	14940.5	14617.1	15649.9	11232.8
42.5°	16062.4	16251.5	16706.2	17478.0	17846.8	17570.2	17090.5	16831.2	16349.9	17245.2	12217.1
45°	14831.2	14962.4	15757.7	17179.6	18593.7	19351.5	18985.8	18521.8	17887.4	18909.3	13099.9
47.5°	14279.6	14303.0	14817.1	16378.0	18649.9	20810.8	21032.7	20278.0	19284.3	20249.9	13790.6
50°	12631.2	12673.4	13382.7	14989.0	17990.5	21499.9	23088.9	22373.3	20807.7	21282.7	14042.1
52.5°	9520.3	9579.6	10479.6	12706.2	16178.0	21206.1	24560.8	24387.4	22476.4	21787.4	14056.2
55°	5617.2	5695.3	6554.7	8553.1	12724.9	19337.4	24670.2	25307.7	23793.6	22085.8	14034.3
57.5°	2623.4	2678.1	3170.3	4406.2	7914.0	15282.7	23023.3	24676.4	24520.2	22243.6	14189.0
60°	1393.7	1409.4	1528.1	1907.8	3576.5	9690.6	19809.3	22282.7	23857.7	22462.4	14378.0
62.5°	1065.6	1070.3	1064.1	1109.4	1503.1	4301.5	14973.4	18318.7	21190.5	22298.3	14168.7
65°	923.4	931.2	887.5	876.6	964.1	1534.4	8895.3	13057.7	16651.5	20084.3	12742.1
67.5°	828.1	831.2	778.1	732.8	748.4	829.7	3509.4	7148.4	11021.8	14721.8	9235.9
70°	762.5	759.4	701.6	629.7	609.4	567.2	1115.6	2620.3	5267.2	7465.6	4295.3
72.5°	675.0	676.6	648.4	554.7	506.2	396.9	517.2	764.1	1571.9	2034.4	1006.2
75°	598.4	590.6	556.2	496.9	417.2	260.9	256.2	340.6	484.4	481.2	217.2
77.5°	432.8	425.0	435.9	407.8	320.3	168.7	128.1	164.1	196.9	190.6	60.9
80°	317.2	312.5	281.2	339.1	282.8	115.6	79.7	87.5	101.6	85.9	18.7
82.5°	217.2	215.6	198.4	187.5	160.9	70.3	50.0	54.7	65.6	48.4	9.4
85°	34.4	39.1	143.7	114.1	95.3	31.2	34.4	37.5	43.7	26.6	3.1
87.5°	0.0	0.0	67.2	59.4	18.7	12.5	20.3	21.9	21.9	14.1	0.0
90°	0.0	0.0	0.0	0.0	0.0	0.0	0.0	0.0	0.0	0.0	0.0



REPORT NUMBER: P300633

CATALOG NUMBER: GAA-AF-06-LED-U-AFL-HSS

CANDELA DISTRIBUTION (continued):

	90°	95°	105°	115°	125°	135°	145°	155°	165°	175°	180°
0°	7453.1	7453.1	7453.1	7453.1	7453.1	7453.1	7453.1	7453.1	7453.1	7453.1	7453.1
2.5°	7481.2	7325.0	7035.9	6737.5	6460.9	6131.2	5904.7	5734.3	5537.5	5484.3	5600.0
5°	7532.8	7237.5	6615.6	5939.0	5303.1	4598.4	4059.4	3632.8	3246.9	3115.6	3234.4
7.5°	7614.0	7175.0	6160.9	5046.8	3940.6	2840.6	2087.5	1592.2	1276.6	1182.8	1232.8
10°	7695.3	7084.3	5634.3	3990.6	2478.1	1382.8	900.0	718.7	651.6	637.5	645.3
12.5°	7762.5	6962.5	4992.2	2837.5	1325.0	740.6	589.1	559.4	550.0	550.0	553.1
15°	7803.1	6778.1	4231.2	1804.7	762.5	559.4	514.1	504.7	504.7	506.2	509.4
17.5°	7798.4	6543.7	3398.4	1092.2	570.3	495.3	468.7	460.9	459.4	462.5	464.1
20°	7740.6	6237.5	2562.5	720.3	496.9	451.6	425.0	410.9	409.4	412.5	415.6
22.5°	7631.2	5859.3	1832.8	554.7	448.4	409.4	376.6	364.1	364.1	367.2	370.3
25°	7498.4	5396.8	1253.1	470.3	404.7	364.1	332.8	321.9	325.0	332.8	334.4
27.5°	7332.8	4876.5	851.6	403.1	351.6	318.7	295.3	287.5	295.3	306.2	309.4
30°	7190.6	4334.4	607.8	348.4	298.4	275.0	260.9	260.9	271.9	292.2	296.9
32.5°	7081.2	3809.4	468.7	307.8	259.4	239.1	231.2	239.1	256.2	276.6	281.2
35°	7067.1	3376.5	396.9	275.0	231.2	210.9	207.8	221.9	239.1	254.7	257.8
37.5°	7175.0	2976.5	357.8	248.4	206.2	187.5	184.4	201.6	218.7	237.5	242.2
40°	7379.6	2662.5	329.7	223.4	185.9	165.6	159.4	171.9	195.3	220.3	226.6
42.5°	7645.3	2403.1	298.4	198.4	165.6	137.5	129.7	143.7	168.7	195.3	203.1
45°	7898.4	2179.7	264.1	170.3	139.1	106.2	103.1	121.9	134.4	160.9	167.2
47.5°	8037.5	1982.8	234.4	139.1	107.8	85.9	85.9	90.6	103.1	134.4	140.6
50°	7990.6	1825.0	203.1	103.1	75.0	65.6	65.6	64.1	82.8	107.8	112.5
52.5°	7896.8	1734.4	175.0	79.7	51.6	46.9	42.2	46.9	57.8	68.7	70.3
55°	7882.8	1718.7	146.9	64.1	35.9	31.2	23.4	23.4	23.4	21.9	18.7
57.5°	7992.1	1743.7	123.4	51.6	26.6	20.3	12.5	0.0	0.0	0.0	0.0
60°	8104.6	1770.3	106.2	35.9	18.7	10.9	1.6	0.0	0.0	0.0	0.0
62.5°	7917.1	1710.9	89.1	21.9	14.1	4.7	0.0	0.0	0.0	0.0	0.0
65°	6954.7	1456.2	70.3	15.6	9.4	0.0	0.0	0.0	0.0	0.0	0.0
67.5°	4946.8	975.0	46.9	9.4	1.6	0.0	0.0	0.0	0.0	0.0	0.0
70°	2257.8	407.8	29.7	3.1	0.0	0.0	0.0	0.0	0.0	0.0	0.0
72.5°	482.8	126.6	20.3	0.0	0.0	0.0	0.0	0.0	0.0	0.0	0.0
75°	98.4	92.2	7.8	0.0	0.0	0.0	0.0	0.0	0.0	0.0	0.0
77.5°	31.2	145.3	0.0	0.0	0.0	0.0	0.0	0.0	0.0	0.0	0.0
80°	18.7	104.7	0.0	0.0	0.0	0.0	0.0	0.0	0.0	0.0	0.0
82.5°	3.1	15.6	0.0	0.0	0.0	0.0	0.0	0.0	0.0	0.0	0.0
85°	0.0	0.0	0.0	0.0	0.0	0.0	0.0	0.0	0.0	0.0	0.0
87.5°	0.0	0.0	0.0	0.0	0.0	0.0	0.0	0.0	0.0	0.0	0.0
90°	0.0	0.0	0.0	0.0	0.0	0.0	0.0	0.0	0.0	0.0	0.0

(END OF REPORT)